


TRAINING PROGRAMS AND INSTRUCTORS

Accessing and Understanding the TMU© On-Line Reports


Sign in to your TMU© account using your secure Username or Email and Password.




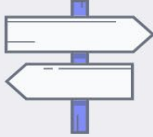
Click on 'Sign In'.

Sign In

How can we help you today?


Available Test Dates


Search Demo Registry


Read FAQ

FOR OBSERVERS & TEST SITES
Manage test events, students, your own account and more by logging in.

Sign In

FOR INSTRUCTORS & TRAINING PROGRAMS
Create and edit records, manage trainings and schedule your students.

Sign In

FOR EMPLOYERS
Sign in to verify records, manage your account and make changes.

Sign In

Sign In

USERNAME OR EMAIL

PASSWORD


☐ REMEMBER ME

Sign In

[Forgot Your Password?](#)

Enter your **USERNAME**
or **EMAIL** and your
PASSWORD.

Then click on 'Sign In'.



Students

Sponsorships

Reports

Click on 'Reports' at the top of the screen.

Goodtrain...

Welcome, Good Training Program!

Viewing Nurse Aide (CNA) records

Inbox

See notifications regarding your account

Your Profile

Manage your personal information

Students

View related training records and people

Search Registry

Find people on the public registry

Available Reports

Reports	
Testing & Training Information on tests and trainings that have occurred	<div>Click on 'View' next to the report you wish to run.</div> <div>Attrition Rate Details about trainings and count of reasons for not completing them VIEW</div>
	Knowledge Detail Pass rates per subject and list of most often missed vocabulary words VIEW
	No Show List of tests marked as No Show VIEW
	Pass / Fail Details test results of students and where they trained VIEW
	Retake Summary Details pass rates for an exam on a given try (1,2,3, etc...) VIEW
	Skill Detail Pass rates for skill tasks and individual steps in those tasks VIEW
	Testing Trends Totals and pass rates per month for trainings and exams VIEW
	Training Testing Interim Shows length of time from training completion to first test VIEW

Within each report, you can select the filters (date range, etc.) you want.

Filters RESET FILTERS ×

TRAINING

Choose One ▼

TRAINED AT

Choose one ▼

TRAINED BY

Choose one ▼

TRAINING DATE

11/28/2023 to 12/28/2023 ×

Home > Reports > Facility Attrition Rate

Facility Attrition Rate

[Report Parameters](#) [Summary](#)

11/28/2023 to 12/28/2023
Date Range

Search facilities

Press '/' to focus

Go

1 found

Per page 100 ▼

1 Filters ⌵

TRAINING PROGRAM	TOTAL	ATTENDING	PASSED	FAILED
Good Training Program	2	-	2	-

Explaining the Reports

Attrition Rate

Details about trainings and count of enrolled, active, successfully completed and not successfully completed.

TOTAL = total number of candidates enrolled in training in the time frame selected.

CURRENT = number of candidates who are still attending training

PASSED = number of candidates that have successfully completed the training program and are now eligible to test.

FAILED = number of candidates who did not successfully complete training.

INSTRUCTORS	TOTAL	CURRENT	PASSED	FAILED
INSTRUCTOR, DEFAULT	145	16	113	9
Totals:	145	16	113	9

Knowledge Detail

Pass rates per subject and list of most often missed vocabulary words.

This report can be utilized to see where program weaknesses are for the knowledge exam.

Percentages for each test plan subject area for your program.

PASSED	SUBJECT
85%	Resident Rights
80%	Communication
78%	Care Impaired
77%	Safety
77%	Infection Control
76%	Data Collection
75%	Role / Responsibility
75%	Mental Health
73%	Basic Nursing Skills
71%	Older Adult Growth and Development
69%	Disease Process
69%	Personal Care

TRAINING PROGRAMS AND INSTRUCTORS

Accessing and Understanding the TMU© On-Line Reports

Candidates have missed test items whose question or correct answer contain, reference, or imply these vocabulary words or phrases.

Missed %: The probability of missing that item.

Vocabulary Summary Note: The number in parentheses (#) presented in the vocab column behind the vocabulary word represents the number of times items referencing the given vocabulary terms appeared.

Study focus should be given to topics with a high probability of missing (relative to your cut score) that have been administered a larger number of times.

- ❖ Example by 91% Missed: **unconscious (22)** -- The vocab word 'unconscious' was seen 22 times and the probability of a candidate getting the question incorrect was 91%.
- ❖ Example by 0% Missed: **nutrition (4)** -- The vocab word 'nutrition' was seen 4 times and the probability of a candidate getting the question incorrect was 0% - meaning questions with this vocab word were not missed by any candidates.

MISSSED	VOCAB
91%	unconscious (22), oral care (22)
86%	adaptive device (22), diets (21)
83%	aspiration (59)
78%	observation (36)
75%	ramps (16), hand tremors (4), moving (4)
71%	care planning (41), hormones (21)
70%	Maslow (37), basic needs (37)
68%	bradycardia (22)
66%	pressure ulcer (128)
65%	mouth care (85), pronation (20)
63%	shearing (16)
60%	gerontology (20)
59%	tachycardia (22)
58%	safety (40)
57%	sexual harassment (21)
55%	non-verbal communication (22), foot drop (22)
54%	reporting (130), urinary system (24)
53%	breathing (72)
51%	mental health (37)
50%	hydration (4), choking (4), physical needs (22), comfort care (4), delegation (20), validation (4)
48%	rectal (21)
46%	walker (41)
45%	types of isolation (22)
44%	cc's in an ounce (16), admitting resident (82), lift/draw sheet (25)
43%	hand washing (21), aseptic (21)
42%	isolation (26)
40%	edema (20), elastic stockings (20), aging process (78), restraint alternative (20), slander (42)
38%	anti-embolitic stocking (16), subjective data (21)
36%	infection (42), bladder training (22)
35%	incontinence (60), musculoskeletal system (40), dietitian (37)
34%	wheelchair safety (53), nutrients (41)
33%	disrespect (3), toileting schedule (21), falls (21), resident abuse (21)
32%	central nervous system (22), HIPAA (22)
31%	initial observations (16), resident identification (16), output (16)

TRAINING PROGRAMS AND INSTRUCTORS

Accessing and Understanding the TMU© On-Line Reports

29%	blindness (38), Parkinson's (62), abduction (21), depression (121)
28%	blood pressure (88), mechanical lift (57)
27%	side rails (22), temperature (37)
25%	treating residents with respect (4), passive (20), resident independence (40), digestion (4), fraud (16), assault (4), positioning (85), subjective (4), MDS (4), psychological needs (4), resident belongings (4), suicide (4), dysphagia (16), bowel program (4), diabetes (48), pain (4), Fowler's (16)
24%	responding to resident behavior (82), hypertension (21)
23%	prosthesis (66), ambulation (90), bathing (47), infection control (86), abdominal thrust (22), personal items (22)
22%	Alzheimer's (235), fire safety (50)
21%	appropriate response (42), radial (42), standard precautions (52), dentures (98), hair care (62), fluid intake (24)
20%	body mechanics (20), oxygen (66), vomitus (20), vomitus (20), emesis basin (20), cultural (45)
19%	morning care (16), force fluid (21), vision change (16), contamination (16), linen (16), insulin (16), intake (21), accidents (16), white blood cells (59), aggressive resident (21), Alzheimer's disease (21)
18%	hearing aid (62), ADL (22), policy book (38), call signal (22)
17%	respiration (24), dehydration (36), feeding (96), dementia (101)
16%	clear liquid diet (63)
15%	smoking (41), respectful treatment (20), confidentiality (20), eye glasses (20)
14%	dry skin (43), shaving (49), measuring height (22), neglect (21), undressing (21)
13%	catheter (16), bargaining (16), grieving process (98), vital signs (16), disinfection (8), clarification (16)
12%	dying (68), documentation (58), pulse (41), range of motion (41)
11%	confused resident (61), restraint (81)
10%	orientation (21), communication (197), rights (61), privacy (21)
9%	prosthetic device (57), perineal care (104), transfers (77), apnea (22), phone etiquette (22), survey (35)
8%	restorative care (59), indwelling catheter (25), urine (25), care plan (24), nursing assistant's role (36)
7%	restorative (43)
6%	dialysis (16), catheter care (16), disoriented (16), sundowning (16), empathy (16)
5%	arthritis (20), sexual needs (20), medical record (21), nail care (37), tube feeding (21), visual impairment (20), loose teeth (42), unaffected (20), seizure (58)
4%	dressing (100), gestures (25)
3%	stroke (40), constipation (36)
2%	sharps container (43), weight (45), gifts (47), charge nurse (43), NPO (46)
0%	nutrition (4), weighing (4), resident right (25), skin integrity (4), competency evaluation program (4), indwelling catheter (4), paralysis (4), resident's chart (16), spiritual needs (22), chain of command (4), feeding tubes (4), dilate (16), affected side (22), stress (20), tub bath (4), scope of practice (36), hallucination (20), PASS (42), free from disease (20), denture care (16), oxygen concentrator (22), legal responsibilities (22), urinary tract (20), CVA (40)

No Show

List of tests marked as No Show.

For students who have No Showed a test event, the following information is shown:

- **Test date:** Date of test event
- **Student's name:** Linked to student's record
- **Test Event #:** Linked to the event
- **Attempt #:** Linked to the attempt
- **Type of test:** Knowledge or skills

Home > Reports > No Show > View				
No Show				
DATE RANGE 10/07/2022 - 11/07/2022	TRAINING PROGRAM Reactivation by Exam	INSTRUCTOR By Exam, DPH Reactivation	CERTIFICATION Nurse Aide	
	TEST DATE	STUDENT	TESTEVENT	ATTEMPT ID
	10/09/2022			
	09:00 AM	Student's Name	#469	#1414
				Certified Nurse Aide Knowledge
	11/02/2022			
	06:40 PM	Student's Name	#1799	#103919
				Certified Nurse Aide Skill

Pass / Fail

Details test results of students.

Knowledge Exam:

- **Records:** Number of knowledge exams attempted.
- **Pass:** Pass rate on the knowledge exam.
- **Variance:** Variance from the statewide mean pass rate. For example, if your pass rate is 47% and the variance is -19 then the state mean rate for the same period was 66%.

Skills Exam:

- **Skill:** Number of skill exams attempted.
- **Pass:** Pass rate on the skill exam.
- **Variance:** Variance from the statewide mean pass rate. For example, if your pass rate is 74% and the variance is -5 then the state mean rate for the same period was 79%.
- **Total Students:** Number of candidates tested in either knowledge or skills during the selected date range.
- **Overall Pass:** Overall pass rate for candidates that tested during this time frame.

The bottom row of figures is the state statistics for comparison: 4823 number of knowledge exam attempts state wide with a 66% pass rate / 4504 skills exam attempts state wide with a pass rate of 79% / 4214 overall number of candidates tested in either knowledge or skills state wide with an overall state pass rate of 72%

STNA - KNOWLEDGE			STNA - SKILL			TOTAL STUDENTS	OVERALL PASS
RECORDS	PASS	VARIANCE	RECORDS	PASS	VARIANCE		
75	46.67%	-19.04%	61	73.77%	-5.05%	56	58.93%
4823	65.71%		4504	78.82%		4214	72.40%

Candidates are listed individually for the time frame selected showing the candidate's completion date, test date, status (pass or fail) and exam component taken.

NAME	CERTIFICATION	TRAINING COMPLETED	TEST DATE	STATUS	EXAM
Candidate Name		09/18/2020	09/17/2020	Failed	Knowledge STNA
		09/03/2020	09/03/2020	Failed	Knowledge STNA
		08/03/2020	08/03/2020	Passed	Skill STNA
		08/03/2020	08/03/2020	Failed	Knowledge STNA

Retake Summary

Details pass rates for an exam on a given try (1,2,3, etc...).

- **First:** Number of candidates that attempted the knowledge or skill exam for the first time during this time frame.
- **Pass %:** The first attempt pass rate.
- **Second:** Number of candidates that attempted the respective exam for the second time during this time frame.
- **Pass %:** The second attempt pass rate.
- **Third:** Number of candidates that attempted the respective exam for the third time during this time frame.
- **Pass %:** The third attempt pass rate.

Knowledge Exam:

TRAINING PROGRAM	FIRST	PASS %	SECOND	PASS %	THIRD	PASS %
TRAINING PROGRAM NAME	15	80.00%	4	65.00%	2	50.00%

Skill Exam:

TRAINING PROGRAM	FIRST	PASS %	SECOND	PASS %	THIRD	PASS %
TRAINING PROGRAM NAME	10	100.00%	3	66.67%	1	100.00%

Skill Detail

Pass rates for skill tasks and individual steps in those tasks.

This report can be utilized to see where program weaknesses are for the skills exam by task and then broken down by each step in the tasks.

For each skill task in the State approved skill set note the **number** of candidates trained at your site that tested on the respective task during the requested time frame. Also note the **passing rate** for those candidates and how that compares to the statewide pass rate mean during that same time frame. For example, if your pass rate for a skill task is 100% and the **variance** is 5%, then the state mean would have been 95%.

Example tasks:

TASK	TESTED	PASSING	VARIANCE
Changing Adult Brief and Perineal Care for a Male w/HW (10-2020)	4	100.00%	13.22%
Positioning Resident on Side (10-2020)	1	100.00%	18.60%
PPE and Mouth Care (10-2020)	14	100.00%	4.91%
Bedpan/Fracture Pan and Output w/HW (10-2020)	5	100.00%	7.48%
Empty Urinary Drainage Bag w/HW (10-2020)	3	100.00%	6.00%
Stand/Pivot/Transfer W/C to Bed using a GB (10-2020)	1	100.00%	16.95%
Range of Motion One Shoulder (10-2020)	1	100.00%	11.24%
Ambulation using a Gait Belt (10-2020)	1	100.00%	5.00%
Range of Motion Hip & Knee (10-2020)	3	100.00%	3.80%
Making an Occupied Bed (10-2020)	3	100.00%	6.78%
Dressing a Bedridden Resident (10-2020)	1	100.00%	10.00%
PPE and Partial Bed Bath - Face/Arm/Hand/Underarm (10-2020)	2	100.00%	1.72%
Denture Care (10-2020)	2	100.00%	1.41%
Antiemetic Stocking (10-2020)	2	100.00%	5.88%
Ambulation with Walker (10-2020)	2	100.00%	8.70%
Pulse and Respirations (10-2020)	2	50.00%	-30.82%
Catheter Care Female w/HW (10-2020)	2	50.00%	-37.57%
Perineal Care Female w/Hand Washing (10-2020)	2	50.00%	-31.02%
Nail Care One Hand (10-2020)	0	0%	-90.32%
Stand/Pivot/Transfer Bed to WC using a GB (10-2020)	0	0%	-93.06%
Hair Care (10-2020)	0	0%	-95.35%
Weighing an Ambulatory Resident (10-2020)	0	0%	-76.00%
PPE and Feeding a Dependent Resident (10-2020)	0	0%	-85.4

SKILLEXAM *

Nurse Aide

TRAINING PROGRAM *

Training Program Name

START *

10/01/2020

END *

11/11/2020

☒ INCLUDE STEPS

Generate

If you check mark the box next to **INCLUDE STEPS** you will get the details of the steps for each task.

TRAINING PROGRAMS AND INSTRUCTORS

Accessing and Understanding the TMU© On-Line Reports

For every step on each skill task in the State approved skill set is the **passing rate** for your candidates for that step.

! Confidential Information			DO NOT DISTRIBUTE
Ambulation using a Gait Belt (10-2020)			
#	KEY	STEP	PASSING
1		Performed hand hygiene. (Covered all surfaces of the hands with hand sanitizer. Rubbed hands together to dry.)	100.00%
2		Explained procedure to be performed to the resident.	100.00%
3		Obtained gait belt for the resident.	100.00%
4		Locked designated bed brake(s) to ensure resident's safety.	100.00%
5		Locked wheelchair brakes to ensure resident's safety.	100.00%
6		Assisted resident to put on non-skid footwear.	100.00%

Testing Trends

Totals and pass rates per month for trainings and exams.

- For each month in the selected range for the knowledge exam and skill exam note the total number of candidates that attempted each component and the respective pass rates for each component.
- For each month in the selected range also note the total number of no-shows and that number represented as a percentage of all candidates tested.

Example: 28 candidates attempted the knowledge test in July 2020. 12 candidates passed (43%), 13 candidates failed (46%) and 3 candidates no-showed (11%).

Knowledge Exam Example:

NA Knowledge				
MONTH	PASS	FAIL	NO SHOW	TOTAL
Jul 2020	12 (42.86%)	13 (46.43%)	3 (10.71%)	28
Aug 2020	5 (31.25%)	9 (56.25%)	2 (12.50%)	16
Sep 2020	7 (46.67%)	6 (40.00%)	2 (13.33%)	15
Oct 2020	10 (45.45%)	11 (50.00%)	1 (4.55%)	22
Nov 2020	4 (36.36%)	6 (54.55%)	1 (9.09%)	11

TRAINING PROGRAMS AND INSTRUCTORS
Accessing and Understanding the TMU© On-Line Reports

Skills Exam Example:

NA Skill				
MONTH	PASS	FAIL	NO SHOW	TOTAL
Jul 2020	17 (62.96%)	7 (25.93%)	3 (11.11%)	27
Aug 2020	7 (63.64%)	2 (18.18%)	2 (18.18%)	11
Sep 2020	7 (58.33%)	4 (33.33%)	1 (8.33%)	12
Oct 2020	14 (87.50%)	2 (12.50%)	0 (0.00%)	16
Nov 2020	0	0	0	0

Training Testing Interim

Shows length of time from training completion to first test.

DAYS BETWEEN: Days from training completion date to first test attempt on the knowledge or skills exam.

TRAINING COMPLETION: Date of training completion.

FIRST TEST: Date of first attempt on knowledge or skills exam.

STUDENT ▾	DAYS BETWEEN	TRAINING COMPLETION	FIRST TEST
List of Students	7	12/05/2023	12/12/2023 Skill
	14	12/08/2023	12/22/2023 Skill
	16	12/11/2023	12/27/2023 Knowledge
	11	12/15/2023	12/26/2023 Skill